

Appendix 1

LESSON PLAN

| | |
|-----------------|------------------------------------|
| School | : SD Unggulan Terpadu Bumi Kartini |
| Subject | : English |
| Class/Semester | : V/I |
| Theme/Topic | : Kind of Jobs |
| Meeting | : 1 |
| Time Allocation | : 2 x 35 Minutes (1 Meeting) |

A. Competence Standard

Memahami instruksi sangat sederhana dengan tindakan dalam konteks kelas

B. Basic Competence

Merespon instruksi sangat sederhana dengan tindakan secara berterima dalam kegiatan di dalam dan luar kelas.

C. Indicators

1. Finding the meaning of the words related to the topics;
2. Spelling words related to the topics;
3. Pronouncing words related to the topics;
4. Using the words in correct sentence.

D. Objectives

By using the Cartoon video, the students are able to:

1. Find the meaning of the words related to the topics;
2. Spell words related to the topics;
3. Pronounce words related to the topics;
4. Use the words in correct sentence.

E. Material

Enclosed

F. Media

YouTube Video

G. Methods

PPP, demonstration, TPR, PAIKEM

H. Teaching Steps

1. Opening

- a. Greetings
- b. Praying
- c. Checking students' attendance
- d. Reviewing the previous lesson
- e. Giving a topic that will be learnt by the students
- f. Explaining the purposes of the lesson
- g. Explaining the benefits of the lesson

2. Main Activity

| Steps | Teacher's Activity | Students' Activity |
|--------------|---|--|
| Exploration | 1. Plays Cartoon video about kind of jobs without sound, picture only | 1. Watching the Cartoon video and making the list of vocabulary about the kind of jobs they see |
| | 2. Plays Cartoon video about kind of jobs with sound only | 2. Listening the words in the speaking and compare the vocabulary they hear with ones they wrote |
| | 3. Plays Cartoon video with picture and sound | 3. Watching and listening the Cartoon video carefully then write the complete of vocabulary on the topic |
| | 4. Explain the materials to the students | 4. Paying attention to the teacher's explanation |
| | 5. Explain vocabulary of kind of jobs | 5. The students know the vocabulary of kind of jobs |
| | 6. The teacher opens the discussion on the topic of Cartoon video | 6. Helping from teacher discuss the topic of Cartoon video |
| | 7. Asking students to discuss the contents of Cartoon video | 7. Discuss the materials of Cartoon video in a small group (group consist of 3-4 students) |
| Elaboration | 1. Giving students' worksheet | 1. Do the students' worksheet |
| | 2. Giving some explanations about the students' worksheet | 2. Paying attention to the teacher's explanation |
| | 3. Giving some correction about the students' worksheet | 3. Checking the students' worksheet |
| | 4. Discuss students' worksheet | 4. Do the instruction |
| Confirmation | 1. Give feedback write the vocabularies kind of jobs in whiteboard | 1. Giving appropriate feedback to the teacher |
| | 2. Asking the students to spell the vocabulary together | 2. Spelling vocabulary fluently |
| | 3. Giving some explanations to the students about their previous task | 3. Paying attention to the teacher's explanation |

3. Closing

- a. Summary of the lesson and closing the meeting
- b. Reflection
- c. Giving assignment
- d. Preparing the forthcoming topic/lesson
- e. Closing

I. Teaching Learning Media

1. LCD Projector, Screen, and laptop
2. Students' worksheet
3. Sound system

J. Sources

1. Mukarto., Sujatmiko., Josephine , S.M., & Kiswara, Widya. 2016. *Grow With English 5*. Jakarta: Erlangga.
2. QR Code dengan Erlangga Reader by Grow With English 5
3. Singing Cartoon Video

K. Evaluation

1. A students who can answer all of the questions including four aspects (20 items) correctly will get 100
2. Each aspect consists of 5 questions and the maximum score is 25 if the answers are correct
 - a. Aspect of meaning : if 5 sentences can be acted out correctly, they will get 25
 - b. Aspect of spelling : if 5 words can be spelled correctly, they will get 25
 - c. Aspect of pronunciation : if 5 words can be pronounced correctly, they will get 25
 - d. Aspect of using words : if they can make 5 sentences correctly, they will get 25

Jepara, 20 February 2019

Headmaster

Teacher

Ernawati, S. Pd., M. Pd

Ernawati, S. Pd., M. Pd

Students' Worksheet

A. Task 1

Aspect of meaning

Answer the questions below!

1. Mention 3 kinds of jobs!
2. Where does pilot work?
3. Where does teacher work?
4. Where does fire fighter work?
5. Where does farmer work?

B. Task 2

Aspect of spelling

Pay attention to the pictures from Cartoon video below!

Mention the names of these pictures and where do they work , and then spell them correctly!

1.



2.



3.



4.



5.



C. Task 3

Aspect of pronunciation

Read the words loudly!

1. Police officer
2. Farmer
3. Engineer
4. Teacher
5. Fire Fighter

D. Task 4

Aspect of use of words

Make sentences using the following words!

1. Vet =
2. Nurse =
3. Scientist =
4. Doctor =
5. Chef =

KEY ANSWER

A. Task 1

Aspect of meaning

Answer the questions below!

1. Mention kinds of jobs! Chef, Teacher, Doctor.
2. Where does pilot work? Pilot works in the harbour
3. Where does teacher work? Teacher works in the school
4. Where does fire fighter work? Fire fighter works in the fire station
5. Where does farmer work? Farmer works in the farm

B. Task 2

Aspect of spelling

Aspect of spelling

Pay attention to the pictures from Cartoon video below!

Mention the names of these pictures and where do they work , and then spell them correctly!

1. Farmer works in the rice field



2. Nurse works in the hospital



3. Scientist works in the science lab



4. Dentist works in the hospital



5. Chef works in the restaurant



C. Task 3

Aspect of pronunciation

Read the words loudly!

1. Police officer
2. Farmer
3. Engineer
4. Teacher
5. Fire Fighter

D. Task 4

Aspect of use of words

Make sentences using the following words!

1. Vet = Vet works at the hospital
2. Nurse = My aunt is a nurse
3. Scientist = Scientist works at the science lab
4. Doctor = Doctor cure the patient
5. Chef = My brother is chef in the Delicious Restaurant

ASSESSMENT RUBRIC

| No | Students' Worksheet | Score | Amount |
|---------------|---------------------|-------|------------|
| 1 | Task 1 | 5x5 | 25 |
| 2 | Task 2 | 5x5 | 25 |
| 3 | Task 3 | 5x5 | 25 |
| 4 | Task 4 | 5x5 | 25 |
| Jumlah | | | 100 |

LESSON PLAN

School : SD Unggulan Terpadu Bumi Kartini
 Subject : English
 Class/Semester : V/I
 Theme/Topic : Room at the School
 Meeting : 1
 Time Allocation : 2 x 35 Minutes (1 Meeting)

A. Competence Standard

Memahami instruksi sangat sederhana dengan tindakan dalam konteks kelas

B. Basic Competence

Merespon instruksi sangat sederhana dengan tindakan secara berterima dalam kegiatan di dalam dan luar kelas.

C. Indicators

1. Finding the meaning of the words related to the topics;
2. Spelling words related to the topics;
3. Pronouncing words related to the topics;
4. Using the words in correct sentence.

D. Objectives

By using the Cartoon video, the students are able to:

1. Find the meaning of the words related to the topics;
2. Spell words related to the topics;
3. Pronounce words related to the topics;
4. Use the words in correct sentence.

E. Material

Enclosed

F. Media

YouTube Video

G. Methods

PPP, demonstration, TPR, PAIKEM

H. Teaching Steps

1. Opening

- a. Greetings
- b. Praying
- c. Checking students' attendance
- d. Reviewing the previous lesson
- e. Giving a topic that will be learnt by the students
- f. Explaining the purposes of the lesson
- g. Explaining the benefits of the lesson

2. Main Activity

| Steps | Teacher's Activity | Students' Activity |
|--------------|---|--|
| Exploration | 1. Plays Cartoon video about room at the school without sound, picture only | 1. Watching the Cartoon video and making the list of vocabulary about room at the school they see |
| | 2. Plays Cartoon video about room at the school with sound only | 2. Listening the words in the speaking and compare the vocabulary they hear with ones they wrote |
| | 3. Plays Cartoon video with picture and sound | 3. Watching and listening the Cartoon video carefully then write the complete of vocabulary on the topic |
| | 4. Explain the materials to the students | 4. Paying attention to the teacher's explanation |
| | 5. Explain vocabulary of room at the school | 5. The students know the vocabulary of room at the school |
| | 6. The teacher opens the discussion on the topic of Cartoon video | 6. Helping from teacher discuss the topic of Cartoon video |
| | 7. Asking students to discuss the contents of Cartoon video | 7. Discuss the materials of Cartoon video in a small group (group consist of 3-4 students) |
| Elaboration | 1. Giving students' worksheet | 1. Do the students' worksheet |
| | 2. Giving some explanations about the students' worksheet | 2. Paying attention to the teacher's explanation |
| | 3. Giving some correction about the students' worksheet | 3. Checking the students' worksheet |
| | 4. Discuss students' worksheet | 4. Do the instruction |
| Confirmation | 1. Give feedback write the vocabularies room at the school in whiteboard | 1. Giving appropriate feedback to the teacher |
| | 2. Asking the students to spell the vocabulary together | 2. Spelling vocabulary fluently |
| | 3. Giving some explanations to the students about their previous task | 3. Paying attention to the teacher's explanation |

3. Closing

- a. Summary of the lesson and closing the meeting
- b. Reflection
- c. Giving assignment
- d. Preparing the forthcoming topic/lesson
- e. Closing

I. Teaching Learning Media

1. LCD Projector, Screen, and laptop
2. Students' worksheet
3. Sound system

J. Sources

1. Mukarto., Sujatmiko., Josephine , S.M., & Kiswara, Widya. 2016. *Grow With English 5*. Jakarta: Erlangga.
2. QR Code dengan Erlangga Reader by Grow With English 5
3. Singing and Powton Cartoon Video

K. Evaluation

1. A students who can answer all of the questions including four aspects (20 items) correctly will get 100
2. Each aspect consists of 5 questions and the maximum score is 25 if the answers are correct
 - a. Aspect of meaning : if 5 sentences can be acted out correctly, they will get 25
 - b. Aspect of spelling : if 5 words can be spelled correctly, they will get 25
 - c. Aspect of pronunciation : if 5 words can be pronounced correctly, they will get 25
 - d. Aspect of using words : if they can make 5 sentences correctly, they will get 25

Jepara, 27 February 2019

Headmaster

Teacher

Ernawati, S. Pd., M. Pd

Ernawati, S. Pd., M. Pd

Students' Worksheet

A. Task 1

Aspect of meaning

Answer the questions below!

1. Mention 3 room at the school!
2. Where is the room to buy food and drinks at the school?
3. Where is the room to borrow books at the school?
4. Where is the room to play the students at take a rest time?
5. Where is the room for meting the teacher at the school?

B. Task 2

Aspect of spelling

Pay attention to the pictures from Cartoon video below!

Mention the names of these pictures, and then spell them correctly!

1.



2.



3.



4.



5.



C. Task 3

Aspect of pronunciation

Read the words loudly!

1. Principal's office
2. Library
3. Teacher's office
4. Classroom
5. Art room

D. Task 4

Aspect of use of words

Make sentences using the following words!

1. Gym =
2. Infirmary =
3. School Hall =
4. Library =
5. Classroom =

KEY ANSWER

A. Task 1

Aspect of meaning

Answer the questions below!

1. Mention 3 room at the school! Classroom, Library, Canteen
2. Where is the room to buy food and drinks at the school? Canteen
3. Where is the room to borrow books at the school? Library
4. Where is the room to play the students at take a rest time? Playground
5. Where is the room for meting the teacher at the school? Teacher's room

B. Task 2

Aspect of spelling

Pay attention to the pictures from Cartoon video below!

Mention the names of these pictures, and then spell them correctly!

1. Playground



2. Science room



3. Computer room



4. School hall



5. Library

**C. Task 3***Aspect of pronunciation*

Read the words loudly!

1. Principal's office
2. Library
3. Teacher's office
4. Classroom
5. Art room

D. Task 4*Aspect of use of words*

Make sentences using the following words!

1. Gym = The gym is beside the principal's office
2. Infirmary = The infirmary is between library and art room
3. School Hall = The school hall is the first room on the left
4. Library = The library is second room on the right
5. Classroom = The classroom is next to the computer room

ASSESSMENT RUBRIC

| No | Students' Worksheet | Score | Amount |
|---------------|---------------------|-------|------------|
| 1 | Task 1 | 5x5 | 25 |
| 2 | Task 2 | 5x5 | 25 |
| 3 | Task 3 | 5x5 | 25 |
| 4 | Task 4 | 5x5 | 25 |
| Jumlah | | | 100 |

LESSON PLAN

School : SD Unggulan Terpadu Bumi Kartini
 Subject : English
 Class/Semester : V/I
 Theme/Topic : Part of Body
 Meeting : 1
 Time Allocation : 2 x 35 Minutes (1 Meeting)

A. Competence Standard

Memahami instruksi sangat sederhana dengan tindakan dalam konteks kelas

B. Basic Competence

Merespon instruksi sangat sederhana dengan tindakan secara berterima dalam kegiatan di dalam dan luar kelas.

C. Indicators

1. Finding the meaning of the words related to the topics;
2. Spelling words related to the topics;
3. Pronouncing words related to the topics;
4. Using the words in correct sentence.

D. Objectives

By using the Cartoon video, the students are able to:

1. Find the meaning of the words related to the topics;
2. Spell words related to the topics;
3. Pronounce words related to the topics;
4. Use the words in correct sentence.

E. Material

Enclosed

F. Media

YouTube Video

G. Methods

PPP, demonstration, TPR, PAIKEM

H. Teaching Steps

1. Opening

- a. Greetings
- b. Praying
- c. Checking students' attendance
- d. Reviewing the previous lesson
- e. Giving a topic that will be learnt by the students
- f. Explaining the purposes of the lesson
- g. Explaining the benefits of the lesson

2. Main Activity

| Steps | Teacher's Activity | Students' Activity |
|--------------|---|--|
| Exploration | 1. Plays Cartoon video about part of body without sound, picture only | 1. Watching the Cartoon video and making the list of vocabulary about part of body they see |
| | 2. Plays Cartoon video about part of body with sound only | 2. Listening the words in the speaking and compare the vocabulary they hear with ones they wrote |
| | 3. Plays Cartoon video with picture and sound | 3. Watching and listening the Cartoon video carefully then write the complete of vocabulary on the topic |
| | 4. Explain the materials to the students | 4. Paying attention to the teacher's explanation |
| | 5. Explain vocabulary of part of body | 5. The students know the vocabulary of part of body |
| | 6. The teacher opens the discussion on the topic of Cartoon video | 6. Helping from teacher discuss the topic of Cartoon video |
| | 7. Asking students to discuss the contents of Cartoon video | 7. Discuss the materials of Cartoon video in a small group (group consist of 3-4 students) |
| Elaboration | 1. Giving students' worksheet | 1. Do the students' worksheet |
| | 2. Giving some explanations about the students' worksheet | 2. Paying attention to the teacher's explanation |
| | 3. Giving some correction about the students' worksheet | 3. Checking the students' worksheet |
| | 4. Discuss students' worksheet | 4. Do the instruction |
| Confirmation | 1. Give feedback write the vocabularies part of body in whiteboard | 1. Giving appropriate feedback to the teacher |
| | 2. Asking the students to spell the vocabulary together | 2. Spelling vocabulary fluently |
| | 3. Giving some explanations to the students about their previous task | 3. Paying attention to the teacher's explanation |

3. Closing

- a. Summary of the lesson and closing the meeting
- b. Reflection
- c. Giving assignment
- d. Preparing the forthcoming topic/lesson
- e. Closing

I. Teaching Learning Media

1. LCD Projector, Screen, and laptop
2. Students' worksheet
3. Sound system

J. Sources

1. Mukarto., Sujatmiko., Josephine , S.M., & Kiswara, Widya. 2016. *Grow With English 5*. Jakarta: Erlangga.
2. QR Code dengan Erlangga Reader by Grow With English 5
3. Singing Cartoon Video

K. Evaluation

1. A students who can answer all of the questions including four aspects (20 items) correctly will get 100
2. Each aspect consists of 5 questions and the maximum score is 25 if the answers are correct
 - a. Aspect of meaning : if 5 sentences can be acted out correctly, they will get 25
 - b. Aspect of spelling : if 5 words can be spelled correctly, they will get 25
 - c. Aspect of pronunciation : if 5 words can be pronounced correctly, they will get 25
 - d. Aspect of using words : if they can make 5 sentences correctly, they will get 25

Jepara, 6 March 2019

Headmaster

Teacher

Ernawati, S. Pd., M. Pd

Ernawati, S. Pd., M. Pd

Students' Worksheet

A. Task 1

Aspect of meaning

Answer the questions below!

1. Mention 3 part of body!
2. What is part of body for listen?
3. What is part of body for touch something?
4. What is part of body to see something?
5. What is part of body to walk on the road?

B. Task 2

Aspect of spelling

Pay attention to the pictures from Cartoon video below!

Mention the names of these pictures, and then spell them correctly!

1.



2.




3.



4.



5.



C. Task 3

Aspect of pronunciation

Read the words loudly!

- 1. Head
- 2. Arms
- 3. Tongue
- 4. Shoulders
- 5. Feet

D. Task 4

Aspect of use of words

Make sentences using the following words!

- 1. Stomach =
- 2. Hands =
- 3. Legs =
- 4. Eyes =
- 5. Hair =

A. Task 1*Aspect of meaning*

Answer the questions below!

1. Mention 3 part of body! Head, ears, eyes
2. What is part of body for listen? Ears
3. What is part of body for touch something? Hands
4. What is part of body to see something? Eyes
5. What is part of body to walk on the road? Feet

B. Task 2*Aspect of spelling*

Pay attention to the pictures from Cartoon video below!

Mention the names of these pictures, and then spell them correctly!

1. Nose



2. Stomach




3. Eyes



4. Hair



5. Neck



C. Task 3

Aspect of pronunciation

Read the words loudly!

1. Head
2. Arms
3. Tongue
4. Shoulders
5. Feet

D. Task 4

Aspect of use of words

Make sentences using the following words!

1. Stomach = Henry's stomach hurts
2. Hands = Touch your hands
3. Legs = My legs is hurt
4. Eyes = Touch my eyes
5. Hair = My hair is black

ASSESSMENT RUBRIC


| No | Students' Worksheet | Score | Amount |
|---------------|---------------------|-------|------------|
| 1 | Task 1 | 5x5 | 25 |
| 2 | Task 2 | 5x5 | 25 |
| 3 | Task 3 | 5x5 | 25 |
| 4 | Task 4 | 5x5 | 25 |
| Jumlah | | | 100 |

*Appendix 2***QUESTIONNAIRES**

Pilihlah satu jawaban yang menurutmu benar dengan memberi tanda silang (X) pada a, b, atau c

1. Apakah anda menyukai pelajaran bahasa Inggris?
a. Tidak suka b. Suka c. Sangat Suka
2. Apakah anda menyukai materi-materi dalam pelajaran bahasa Inggris?
a. Tidak Suka b. Suka c. Sangat Suka
3. Apakah menurut anda waktu pelajaran bahasa Inggris sudah sesuai dengan penguasaan materi di sekolah ini?
a. Belum Sesuai b. Sudah Sesuai c. Sangat Sesuai
4. Apakah anda suka dengan guru bahasa Inggris di kelas ini?
a. Tidak Suka b. Suka c. Sangat Suka
5. Apakah guru di sekolah ini telah sesuai pengajarannya dengan materi yang telah diberikan?
a. Belum Sesuai b. Sudah Sesuai c. Sangat Sesuai
6. Apakah guru telah sesuai menggunakan media pembelajaran dalam kegiatan belajar mengajar?
a. Belum Sesuai b. Sudah Sesuai c. Sangat Sesuai
7. Apakah anda mempunyai kesulitan dalam penguasaan kosakata?
a. Mempunyai b. Tidak Mempunyai c. Sangat Mempunyai
8. Apakah anda mempunyai kesulitan dalam mengingat-ingat arti kosakata?
a. Mempunyai b. Tidak Mempunyai c. Sangat Mempunyai
9. Apakah anda menyukai video-video yang diberikan?
a. Tidak Suka b. Suka c. Sangat Suka
10. Apakah video-video yang diberikan dapat membantu anda dalam menguasai kosakata?
a. Tidak Membantu b. Membantu c. Sangat Membantu
11. Apakah kegiatan dengan menggunakan video-video ini dapat menambah minat anda untuk belajar bahasa Inggris?
a. Tidak Menambah b. Menambah c. Sangat Menambah

12. Apakah kosakata yang diajarkan sudah sesuai dengan materi pembelajaran?
 - a. Belum Sesuai
 - b. Sudah Sesuai
 - c. Sangat sesuai
13. Apakah video yang diberikan dapat membantu anda dalam mengingat-ingat arti kata?
 - a. Tidak Dapat
 - b. Dapat
 - c. Sangat Dapat
14. Apakah penggunaan media video perlu di berikan dalam setiap pembahasan pokok pelajaran?
 - a. Tidak Perlu
 - b. Perlu
 - c. Sangat Perlu
15. Apakah kegiatan ini perlu dilakukan terus menerus?
 - a. Tidak Perlu
 - b. Perlu
 - c. Sangat Perlu

Appendix 3**THE ACTIVITY TEACHING LEARNING PROCESS
SD UNGGULAN TERPADU BUMI KARTINI JEPARA****a. First Observation****b. Second Observation**

c. Third Observation

