

LAMPIRAN-LAMPIRAN

Lampiran 1 Nama sampel perusahaan properti dan real estate

No	Kode Perusahaan	Nama Perusahaan
1	CTRA	PT. Ciputra Development Tbk
2	APLN	PT. Agung podomoro land Tbk
3	BEST	PT. Bekasi Fajar Industrial Estate Tbk
4	DART	PT. Duta Anggada Realty Tbk
5	RDTX	PT. Roda Vitatex Tbk
6	BAPA	PT. Bekasi Asri Pemula Tbk
7	MMLP	PT. Mega Manunggal Properti Tbk
8	PLIN	PT. Plaza Indonesia Realty Tbk
9	SMRA	PT. Summarecon Agung Tbk
10	FMII	PT. Fortune Mate Indonesia Tbk
11	EMDE	PT. Megapolitan Development Tbk
12	GPRA	PT. Perdana Gapura Prima Tbk
13	KIJA	PT. Kawasan Industri Jababeka Tbk
14	JRPT	PT. Jaya Real Property Tbk
15	GWSA	PT. Greenwood Sejahtera Tbk
16	BSDE	PT. Bumi Serpong Damai Tbk
17	DUTI	PT. Duta Pertiwi Tbk
18	DILD	PT. Intiland Development Tbk
19	BKSL	PT. Sentul City Tbk
20	MDLN	PT. Modernland Realty Tbk
21	MTLA	PT. Metropolitan Land Tbk
22	PWON	PT. Pakuwon Jati Tbk
23	SMDM	PT. Suryamas Dutamakmur Tbk
24	RODA	PT. Pikko Land Development Tbk
25	DMAS	PT. Puradelta Lestari Tbk
26	ASRI	PT. Alam Sutera Reality Tbk
27	GMTD	PT. Gowa Makassar Tourism Development Tbk

Lampiran 2
Data Perhitungan Laporan Perusahaan properti dan real estate

NO	KODE PERUSAHAAN	Tahun	(DER) X1	ROA (X2)	SG (X3)	TAX AVOIDANCE (Y)
1	CTRA	2016	383,12	4,03	-10,31	11,67
2		2017	351,76	3,20	-4,40	21,62
3		2018	380,27	3,80	19,05	18,88
4	APLN	2016	767,83	3,65	0,59	2,21
5		2017	893,03	6,50	17,25	0,07
6		2018	897,32	0,84	-28,51	1,53
7	BEST	2016	188,09	6,46	20,00	1,24
8		2017	193,92	8,45	22,04	0,98
9		2018	3576,23	6,68	-4,30	1,08
10	DART	2016	155,53	3,07	-10,44	20,18
11		2017	178,35	0,47	-40,91	55,91
12		2018	211,97	0,19	-14,92	80,52
13	RDTX	2016	203,34	12,25	-3,64	0,02
14		2017	167,78	10,83	-2,73	0,08
15		2018	158,53	10,58	1,29	0,16
16	BAPA	2016	108,86	1,01	40,91	7,29
17		2017	88,98	7,38	36,49	0,24
18		2018	67,13	2,87	-38,73	15,54
19	MMLP	2016	119,26	10,07	7,10	4,51
20		2017	100,66	5,46	19,09	13,56
21		2018	113,67	4,62	43,32	11,46
22	PLIN	2016	32,41	15,94	0,89	82,53
23		2017	514,44	6,17	-3,00	2,09
24		2018	536,87	4,25	4,98	17,23
25	SMRA	2016	876,48	2,91	-4,01	1,80
26		2017	922,52	2,46	4,50	1,37
27		2018	986,95	2,96	0,37	27,33
28	FMII	2016	36,32	35,89	68,33	6,75
29		2017	43,95	1,09	-12,30	12,10
30		2018	97,56	0,63	22,61	17,84
31	EMDE	2016	107,16	4,80	1,58	2,69
32		2017	322,89	5,68	20,05	14,20
33		2018	385,68	0,77	-42,61	64,49
34	GPRA	2016	130,74	2,99	3,10	0,71
35		2017	109,00	2,49	-14,51	1,70
36		2018	106,26	3,28	18,77	2,32
37	KIJA	2016	275,08	3,97	-6,65	16,77

38		2017	287,81	1,33	2,17	42,61
39		2018	307,40	0,57	-9,45	59,57
40	JRPT	2016	1301,10	12,00	10,73	0,94
41		2017	1271,34	11,79	1,02	3,89
42		2018	1399,24	9,96	-3,11	2,93
43	GWSA	2016	61,34	3,02	68,90	2,31
44		2017	67,22	2,62	-39,91	3,43
45		2018	76,59	2,81	58,16	3,52
46	BSDE	2016	724,24	5,32	5,03	1,35
47		2017	870,50	11,24	56,71	0,74
48		2018	1133,42	3,27	-35,94	3,33
49	DUTI	2016	205,33	8,67	19,72	0,44
50		2017	242,25	6,13	-13,62	0,67
51		2018	348,97	8,91	29,50	0,58
52	DILD	2016	261,73	2,51	3,43	0,65
53		2017	261,88	2,07	-3,23	108,44
54		2018	297,12	1,37	15,88	216,54
55	BKSL	2016	98,20	4,95	115,54	0,11
56		2017	79,30	3,13	34,55	9,65
57		2018	88,71	2,27	-18,89	9,07
58	MDLN	2016	340,85	3,45	-17,17	8,94
59		2017	322,72	4,21	30,62	23,64
60		2018	360,28	0,17	-35,01	135,58
61	MTLA	2016	186,82	8,05	4,97	1,67
62		2017	237,72	11,43	10,51	10,74
63		2018	229,28	9,77	9,12	12,38
64	PWON	2016	801,87	8,61	4,67	2,80
65		2017	877,68	8,67	18,76	18,40
66		2018	806,19	11,30	23,16	14,38
67	SMDM	2016	410,61	0,66	-14,37	4,29
68		2017	42,42	0,63	-5,30	62,52
69		2018	39,94	2,70	15,12	13,55
70	RODA	2016	48,74	1,78	-51,31	5,09
71		2017	82,66	0,04	-41,07	0,83
72		2018	92,32	0,00	-19,41	2,72
73	DMAS	2016	0,86	10,09	-30,28	2,30
74		2017	0,01	8,80	-16,15	4,26
75		2018	0,01	6,62	-22,46	5,10
76	ASRI	2016	661,51	2,53	-2,44	13,72
77		2017	618,63	6,68	44,24	4,12
78		2018	577,09	4,65	1,48	6,25

79	GMTD	2016	1162,94	7,07	-9,10	0,68
80		2017	1,06	54,40	-18,17	15,03
81		2018	0,96	49,41	-89,30	15,10

Lampiran 3
Output Hasil olah data SPSS 23

Descriptive Statistics

	N	Minimum	Maximum	Mean	Std. Deviation
LEVERAGE	81	0.01	3576.23	396.0099	503.91849
PROFITABILITAS	81	0.00	54.40	6.5969	8.82375
SALES GROWTH	81	-89.30	115.54	2.6993	29.75994
TAX AVOIDANCE	81	0.02	216.54	17.2288	33.46690
Valid N (listwise)	81				

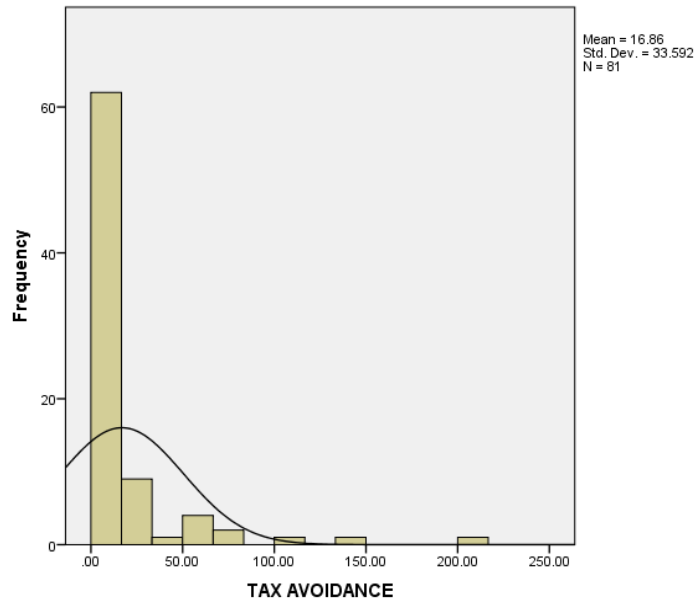
One-Sample Kolmogorov-Smirnov Test

		Unstandardized Residual
N		81
Normal Parameters ^{a,b}	Mean	.0000000
	Std. Deviation	32.52723959
Most Extreme Differences	Absolute	.255
	Positive	.255
	Negative	-.193
Test Statistic		.255
Asymp. Sig. (2-tailed)		.000 ^c

a. Test distribution is Normal.

b. Calculated from data.

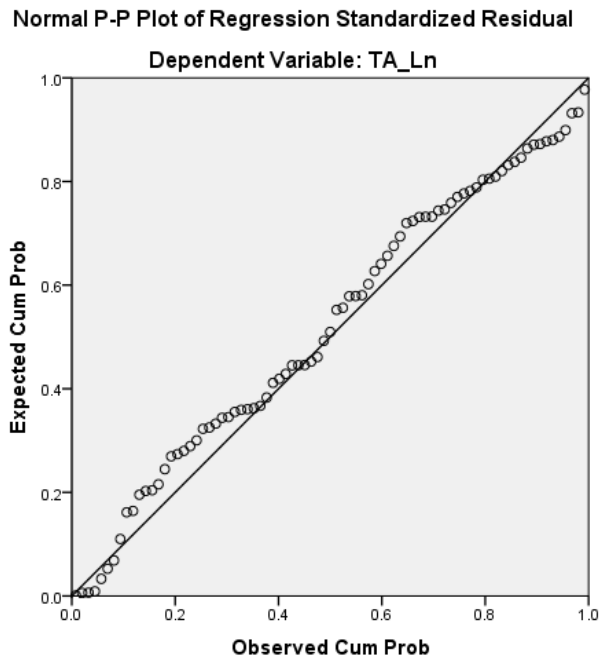
c. Lilliefors Significance Correction.



One-Sample Kolmogorov-Smirnov Test

		Unstandardized Residual
N		81
Normal Parameters ^{a,b}	Mean	.0000000
	Std. Deviation	2.07969972
Most Extreme Differences	Absolute	.082
	Positive	.060
	Negative	-.082
Test Statistic		.082
Asymp. Sig. (2-tailed)		.200 ^{c,d}

- a. Test distribution is Normal.
- b. Calculated from data.
- c. Lilliefors Significance Correction.
- d. This is a lower bound of the true significance.



Coefficients^a

Model	Collinearity Statistics	
	Tolerance	VIF
(Constant)		
LEVERAGE	.997	1.003
PROFITABILITAS	.994	1.006
SALES GROWTH	.997	1.003

a. Dependent Variable: TA_LN

Sumber : Data sekunder yang diolah, (2020)

Model Summary^b

Model	R	R Square	Adjusted R Square	Std. Error of the Estimate	Durbin-Watson
1	.235 ^a	.055	.019	33.15483	1.520

a. Predictors: (Constant), SALES GROWTH, LEVERAGE, PROFITABILITAS

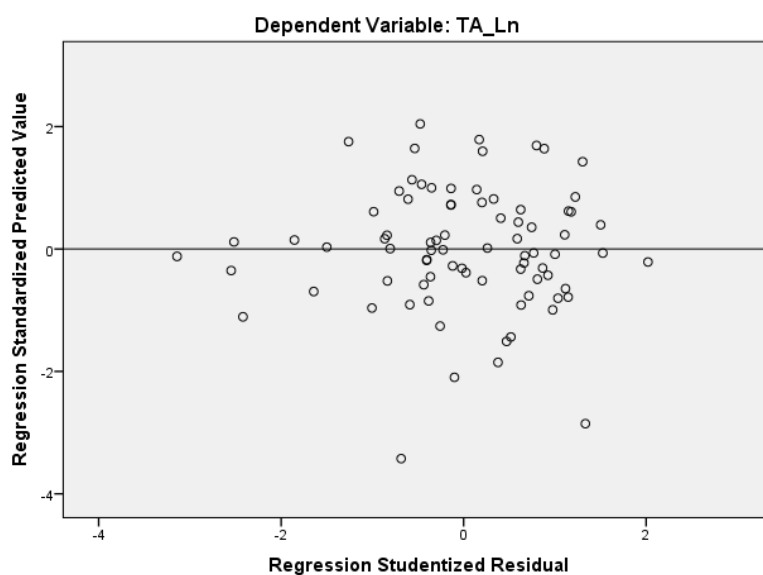
b. Dependent Variable: TAX AVOIDANCE

Runs Test

	Unstandardized Residual
Test Value ^a	.05152
Cases < Test Value	40
Cases >= Test Value	41
Total Cases	81
Number of Runs	35
Z	-1.452
Asymp. Sig. (2-tailed)	.146

a. Median

Scatterplot



Coefficients^a

Model	Unstandardized Coefficients		Standardized Coefficients
	B	Std. Error	Beta
1 (Constant)	1.585	.356	
LEVERAGE	.000	.000	-.070
PROFITABILITAS	-.020	.027	-.083
SALES GROWTH	-.021	.008	-.284

a. Dependent Variable: TA_Ln

Sumber : Data sekunder yang diolah, (2020)

Coefficients^a

Model		T	Sig.
1	(Constant)	4.456	.000
	LEVERAGE	-.643	.522
	PROFITABILITAS	-.757	.451
	SALES GROWTH	-2.611	.011

a. Dependent Variable: TA_LN

Sumber : Data sekunder yang diolah, (2020)

Model Summary^b

Model	R	R Square	Adjusted R Square	Std. Error of the Estimate	Durbin-Watson
1	.298 ^a	.089	.054	2.11983	1.380

a. Predictors: (Constant), SALES GROWTH, LEVERAGE, PROFITABILITAS

b. Dependent Variable: TA_Ln

Lampiran 4
Tabel Uji DW

n	k=1		k=2		k=3		k=4		k=5	
	dL	dU	dL	dU	dL	dU	dL	dU	dL	dU
71	1.5865	1.6435	1.5577	1.6733	1.5284	1.7041	1.4987	1.7358	1.4685	1.7685
72	1.5895	1.6457	1.5611	1.6751	1.5323	1.7054	1.5029	1.7366	1.4732	1.7688
73	1.5924	1.6479	1.5645	1.6768	1.5360	1.7067	1.5071	1.7375	1.4778	1.7691
74	1.5953	1.6500	1.5677	1.6785	1.5397	1.7079	1.5112	1.7383	1.4822	1.7694
75	1.5981	1.6521	1.5709	1.6802	1.5432	1.7092	1.5151	1.7390	1.4866	1.7698
76	1.6009	1.6541	1.5740	1.6819	1.5467	1.7104	1.5190	1.7399	1.4909	1.7701
77	1.6036	1.6561	1.5771	1.6835	1.5502	1.7117	1.5228	1.7407	1.4950	1.7704
78	1.6063	1.6581	1.5801	1.6851	1.5535	1.7129	1.5265	1.7415	1.4991	1.7708
79	1.6089	1.6601	1.5830	1.6867	1.5568	1.7141	1.5302	1.7423	1.5031	1.7712
80	1.6114	1.6620	1.5859	1.6882	1.5600	1.7153	1.5337	1.7430	1.5070	1.7716
81	1.6139	1.6639	1.5888	1.6898	1.5632	1.7164	1.5372	1.7438	1.5109	1.7720
82	1.6164	1.6657	1.5915	1.6913	1.5663	1.7176	1.5406	1.7446	1.5146	1.7724
83	1.6188	1.6675	1.5942	1.6928	1.5693	1.7187	1.5440	1.7454	1.5183	1.7728
84	1.6212	1.6693	1.5969	1.6942	1.5723	1.7199	1.5472	1.7462	1.5219	1.7732
85	1.6235	1.6711	1.5995	1.6957	1.5752	1.7210	1.5505	1.7470	1.5254	1.7736
86	1.6258	1.6728	1.6021	1.6971	1.5780	1.7221	1.5536	1.7478	1.5289	1.7740
87	1.6280	1.6745	1.6046	1.6985	1.5808	1.7232	1.5567	1.7485	1.5322	1.7745
88	1.6302	1.6762	1.6071	1.6999	1.5836	1.7243	1.5597	1.7493	1.5356	1.7749
89	1.6324	1.6778	1.6095	1.7013	1.5863	1.7254	1.5627	1.7501	1.5388	1.7754
90	1.6345	1.6794	1.6119	1.7026	1.5889	1.7264	1.5656	1.7508	1.5420	1.7758
91	1.6366	1.6810	1.6143	1.7040	1.5915	1.7275	1.5685	1.7516	1.5452	1.7763
92	1.6387	1.6826	1.6166	1.7053	1.5941	1.7285	1.5713	1.7523	1.5482	1.7767
93	1.6407	1.6841	1.6188	1.7066	1.5966	1.7295	1.5741	1.7531	1.5513	1.7772
94	1.6427	1.6857	1.6211	1.7078	1.5991	1.7306	1.5768	1.7538	1.5542	1.7776
95	1.6447	1.6872	1.6233	1.7091	1.6015	1.7316	1.5795	1.7546	1.5572	1.7781
96	1.6466	1.6887	1.6254	1.7103	1.6039	1.7326	1.5821	1.7553	1.5600	1.7785
97	1.6485	1.6901	1.6275	1.7116	1.6063	1.7335	1.5847	1.7560	1.5628	1.7790
98	1.6504	1.6916	1.6296	1.7128	1.6086	1.7345	1.5872	1.7567	1.5656	1.7795
99	1.6522	1.6930	1.6317	1.7140	1.6108	1.7355	1.5897	1.7575	1.5683	1.7799
100	1.6540	1.6944	1.6337	1.7152	1.6131	1.7364	1.5922	1.7582	1.5710	1.7804
101	1.6558	1.6958	1.6357	1.7163	1.6153	1.7374	1.5946	1.7589	1.5736	1.7809
102	1.6576	1.6971	1.6376	1.7175	1.6174	1.7383	1.5969	1.7596	1.5762	1.7813
103	1.6593	1.6985	1.6396	1.7186	1.6196	1.7392	1.5993	1.7603	1.5788	1.7818
104	1.6610	1.6998	1.6415	1.7198	1.6217	1.7402	1.6016	1.7610	1.5813	1.7823
105	1.6627	1.7011	1.6433	1.7209	1.6237	1.7411	1.6038	1.7617	1.5837	1.7827
106	1.6644	1.7024	1.6452	1.7220	1.6258	1.7420	1.6061	1.7624	1.5861	1.7832
107	1.6660	1.7037	1.6470	1.7231	1.6277	1.7428	1.6083	1.7631	1.5885	1.7837
108	1.6676	1.7050	1.6488	1.7241	1.6297	1.7437	1.6104	1.7637	1.5909	1.7841
109	1.6692	1.7062	1.6505	1.7252	1.6317	1.7446	1.6125	1.7644	1.5932	1.7846
110	1.6708	1.7074	1.6523	1.7262	1.6336	1.7455	1.6146	1.7651	1.5955	1.7851
111	1.6723	1.7086	1.6540	1.7273	1.6355	1.7463	1.6167	1.7657	1.5977	1.7855
112	1.6738	1.7098	1.6557	1.7283	1.6373	1.7472	1.6187	1.7664	1.5999	1.7860
113	1.6753	1.7110	1.6574	1.7293	1.6391	1.7480	1.6207	1.7670	1.6021	1.7864
114	1.6768	1.7122	1.6590	1.7303	1.6410	1.7488	1.6227	1.7677	1.6042	1.7869

115	1.6783	1.7133	1.6606	1.7313	1.6427	1.7496	1.6246	1.7683	1.6063	1.7874
116	1.6797	1.7145	1.6622	1.7323	1.6445	1.7504	1.6265	1.7690	1.6084	1.7878
117	1.6812	1.7156	1.6638	1.7332	1.6462	1.7512	1.6284	1.7696	1.6105	1.7883
118	1.6826	1.7167	1.6653	1.7342	1.6479	1.7520	1.6303	1.7702	1.6125	1.7887
119	1.6839	1.7178	1.6669	1.7352	1.6496	1.7528	1.6321	1.7709	1.6145	1.7892
120	1.6853	1.7189	1.6684	1.7361	1.6513	1.7536	1.6339	1.7715	1.6164	1.7896
121	1.6867	1.7200	1.6699	1.7370	1.6529	1.7544	1.6357	1.7721	1.6184	1.7901
122	1.6880	1.7210	1.6714	1.7379	1.6545	1.7552	1.6375	1.7727	1.6203	1.7905
123	1.6893	1.7221	1.6728	1.7388	1.6561	1.7559	1.6392	1.7733	1.6222	1.7910
124	1.6906	1.7231	1.6743	1.7397	1.6577	1.7567	1.6409	1.7739	1.6240	1.7914
125	1.6919	1.7241	1.6757	1.7406	1.6592	1.7574	1.6426	1.7745	1.6258	1.7919
126	1.6932	1.7252	1.6771	1.7415	1.6608	1.7582	1.6443	1.7751	1.6276	1.7923
127	1.6944	1.7261	1.6785	1.7424	1.6623	1.7589	1.6460	1.7757	1.6294	1.7928
128	1.6957	1.7271	1.6798	1.7432	1.6638	1.7596	1.6476	1.7763	1.6312	1.7932
129	1.6969	1.7281	1.6812	1.7441	1.6653	1.7603	1.6492	1.7769	1.6329	1.7937
130	1.6981	1.7291	1.6825	1.7449	1.6667	1.7610	1.6508	1.7774	1.6346	1.7941
131	1.6993	1.7301	1.6838	1.7458	1.6682	1.7617	1.6523	1.7780	1.6363	1.7945
132	1.7005	1.7310	1.6851	1.7466	1.6696	1.7624	1.6539	1.7786	1.6380	1.7950
133	1.7017	1.7319	1.6864	1.7474	1.6710	1.7631	1.6554	1.7791	1.6397	1.7954
134	1.7028	1.7329	1.6877	1.7482	1.6724	1.7638	1.6569	1.7797	1.6413	1.7958
135	1.7040	1.7338	1.6889	1.7490	1.6738	1.7645	1.6584	1.7802	1.6429	1.7962
136	1.7051	1.7347	1.6902	1.7498	1.6751	1.7652	1.6599	1.7808	1.6445	1.7967

Lampiran 5
Tabel Uji T

Df	Pr	0.25	0.10	0.05	0.025	0.01	0.005	0.001
	0.50	0.20	0.10	0.050	0.02	0.010	0.002	
41	0.68052	1.30254	1.68288	2.01954	2.42080	2.70118	3.30127	
42	0.68038	1.30204	1.68195	2.01808	2.41847	2.69807	3.29595	
43	0.68024	1.30155	1.68107	2.01669	2.41625	2.69510	3.29089	
44	0.68011	1.30109	1.68023	2.01537	2.41413	2.69228	3.28607	
45	0.67998	1.30065	1.67943	2.01410	2.41212	2.68959	3.28148	
46	0.67986	1.30023	1.67866	2.01290	2.41019	2.68701	3.27710	
47	0.67975	1.29982	1.67793	2.01174	2.40835	2.68456	3.27291	
48	0.67964	1.29944	1.67722	2.01063	2.40658	2.68220	3.26891	
49	0.67953	1.29907	1.67655	2.00958	2.40489	2.67995	3.26508	
50	0.67943	1.29871	1.67591	2.00856	2.40327	2.67779	3.26141	
51	0.67933	1.29837	1.67528	2.00758	2.40172	2.67572	3.25789	
52	0.67924	1.29805	1.67469	2.00665	2.40022	2.67373	3.25451	
53	0.67915	1.29773	1.67412	2.00575	2.39879	2.67182	3.25127	
54	0.67906	1.29743	1.67356	2.00488	2.39741	2.66998	3.24815	
55	0.67898	1.29713	1.67303	2.00404	2.39608	2.66822	3.24515	
56	0.67890	1.29685	1.67252	2.00324	2.39480	2.66651	3.24226	
57	0.67882	1.29658	1.67203	2.00247	2.39357	2.66487	3.23948	
58	0.67874	1.29632	1.67155	2.00172	2.39238	2.66329	3.23680	
59	0.67867	1.29607	1.67109	2.00100	2.39123	2.66176	3.23421	
60	0.67860	1.29582	1.67065	2.00030	2.39012	2.66028	3.23171	
61	0.67853	1.29558	1.67022	1.99962	2.38905	2.65886	3.22930	
62	0.67847	1.29536	1.66980	1.99897	2.38801	2.65748	3.22696	
63	0.67840	1.29513	1.66940	1.99834	2.38701	2.65615	3.22471	
64	0.67834	1.29492	1.66901	1.99773	2.38604	2.65485	3.22253	
65	0.67828	1.29471	1.66864	1.99714	2.38510	2.65360	3.22041	
66	0.67823	1.29451	1.66827	1.99656	2.38419	2.65239	3.21837	
67	0.67817	1.29432	1.66792	1.99601	2.38330	2.65122	3.21639	
68	0.67811	1.29413	1.66757	1.99547	2.38245	2.65008	3.21446	
69	0.67806	1.29394	1.66724	1.99495	2.38161	2.64898	3.21260	
70	0.67801	1.29376	1.66691	1.99444	2.38081	2.64790	3.21079	
71	0.67796	1.29359	1.66660	1.99394	2.38002	2.64686	3.20903	

72	0.67791	1.29342	1.66629	1.99346	2.37926	2.64585	3.20733
73	0.67787	1.29326	1.66600	1.99300	2.37852	2.64487	3.20567
74	0.67782	1.29310	1.66571	1.99254	2.37780	2.64391	3.20406
75	0.67778	1.29294	1.66543	1.99210	2.37710	2.64298	3.20249
76	0.67773	1.29279	1.66515	1.99167	2.37642	2.64208	3.20096
77	0.67769	1.29264	1.66488	1.99125	2.37576	2.64120	3.19948
78	0.67765	1.29250	1.66462	1.99085	2.37511	2.64034	3.19804
79	0.67761	1.29236	1.66437	1.99045	2.37448	2.63950	3.19663
80	0.67757	1.29222	1.66412	1.99006	2.37387	2.63869	3.19526

Lampiran 6
Tabel Uji F

df untuk penyebut (N2)	df untuk pembilang (N1)														
	1	2	3	4	5	6	7	8	9	10	11	12	13	14	15
46	7.22	5.10	4.24	3.76	3.44	3.22	3.06	2.93	2.82	2.73	2.66	2.60	2.54	2.50	2.45
47	7.21	5.09	4.23	3.75	3.43	3.21	3.05	2.92	2.81	2.72	2.65	2.59	2.53	2.49	2.44
48	7.19	5.08	4.22	3.74	3.43	3.20	3.04	2.91	2.80	2.71	2.64	2.58	2.53	2.48	2.44
49	7.18	5.07	4.21	3.73	3.42	3.19	3.03	2.90	2.79	2.71	2.63	2.57	2.52	2.47	2.43
50	7.17	5.06	4.20	3.72	3.41	3.19	3.02	2.89	2.78	2.70	2.63	2.56	2.51	2.46	2.42
51	7.16	5.05	4.19	3.71	3.40	3.18	3.01	2.88	2.78	2.69	2.62	2.55	2.50	2.45	2.41
52	7.15	5.04	4.18	3.70	3.39	3.17	3.00	2.87	2.77	2.68	2.61	2.55	2.49	2.45	2.40
53	7.14	5.03	4.17	3.70	3.38	3.16	3.00	2.87	2.76	2.68	2.60	2.54	2.49	2.44	2.40
54	7.13	5.02	4.17	3.69	3.38	3.16	2.99	2.86	2.76	2.67	2.60	2.53	2.48	2.43	2.39
55	7.12	5.01	4.16	3.68	3.37	3.15	2.98	2.85	2.75	2.66	2.59	2.53	2.47	2.42	2.38
56	7.11	5.01	4.15	3.67	3.36	3.14	2.98	2.85	2.74	2.66	2.58	2.52	2.47	2.42	2.38
57	7.10	5.00	4.15	3.67	3.36	3.14	2.97	2.84	2.74	2.65	2.58	2.51	2.46	2.41	2.37
58	7.09	4.99	4.14	3.66	3.35	3.13	2.96	2.83	2.73	2.64	2.57	2.51	2.45	2.41	2.36
59	7.08	4.98	4.13	3.65	3.34	3.12	2.96	2.83	2.72	2.64	2.56	2.50	2.45	2.40	2.36
60	7.08	4.98	4.13	3.65	3.34	3.12	2.95	2.82	2.72	2.63	2.56	2.50	2.44	2.39	2.35
61	7.07	4.97	4.12	3.64	3.33	3.11	2.95	2.82	2.71	2.63	2.55	2.49	2.44	2.39	2.35
62	7.06	4.96	4.11	3.64	3.33	3.11	2.94	2.81	2.71	2.62	2.55	2.49	2.43	2.38	2.34
63	7.06	4.96	4.11	3.63	3.32	3.10	2.94	2.81	2.70	2.62	2.54	2.48	2.43	2.38	2.34
64	7.05	4.95	4.10	3.63	3.32	3.10	2.93	2.80	2.70	2.61	2.54	2.48	2.42	2.37	2.33
65	7.04	4.95	4.10	3.62	3.31	3.09	2.93	2.80	2.69	2.61	2.53	2.47	2.42	2.37	2.33
66	7.04	4.94	4.09	3.62	3.31	3.09	2.92	2.79	2.69	2.60	2.53	2.47	2.41	2.36	2.32
67	7.03	4.94	4.09	3.61	3.30	3.08	2.92	2.79	2.68	2.60	2.52	2.46	2.41	2.36	2.32
68	7.02	4.93	4.08	3.61	3.30	3.08	2.91	2.78	2.68	2.59	2.52	2.46	2.40	2.36	2.31
69	7.02	4.93	4.08	3.60	3.29	3.08	2.91	2.78	2.68	2.59	2.52	2.45	2.40	2.35	2.31
70	7.01	4.92	4.07	3.60	3.29	3.07	2.91	2.78	2.67	2.59	2.51	2.45	2.40	2.35	2.31
71	7.01	4.92	4.07	3.60	3.29	3.07	2.90	2.77	2.67	2.58	2.51	2.45	2.39	2.34	2.30
72	7.00	4.91	4.07	3.59	3.28	3.06	2.90	2.77	2.66	2.58	2.50	2.44	2.39	2.34	2.30
73	7.00	4.91	4.06	3.59	3.28	3.06	2.89	2.77	2.66	2.57	2.50	2.44	2.38	2.34	2.29
74	6.99	4.90	4.06	3.58	3.28	3.06	2.89	2.76	2.66	2.57	2.50	2.43	2.38	2.33	2.29
75	6.99	4.90	4.05	3.58	3.27	3.05	2.89	2.76	2.65	2.57	2.49	2.43	2.38	2.33	2.29
76	6.98	4.90	4.05	3.58	3.27	3.05	2.88	2.75	2.65	2.56	2.49	2.43	2.37	2.33	2.28
77	6.98	4.89	4.05	3.57	3.26	3.05	2.88	2.75	2.65	2.56	2.49	2.42	2.37	2.32	2.28
78	6.97	4.89	4.04	3.57	3.26	3.04	2.88	2.75	2.64	2.56	2.48	2.42	2.37	2.32	2.28
79	6.97	4.88	4.04	3.57	3.26	3.04	2.87	2.75	2.64	2.55	2.48	2.42	2.36	2.32	2.27
80	6.96	4.88	4.04	3.56	3.26	3.04	2.87	2.74	2.64	2.55	2.48	2.42	2.36	2.31	2.27
81	6.96	4.88	4.03	3.56	3.25	3.03	2.87	2.74	2.63	2.55	2.47	2.41	2.36	2.31	2.27
82	6.95	4.87	4.03	3.56	3.25	3.03	2.87	2.74	2.63	2.54	2.47	2.41	2.35	2.31	2.27
83	6.95	4.87	4.03	3.55	3.25	3.03	2.86	2.73	2.63	2.54	2.47	2.41	2.35	2.30	2.26
84	6.95	4.87	4.02	3.55	3.24	3.02	2.86	2.73	2.63	2.54	2.47	2.40	2.35	2.30	2.26
85	6.94	4.86	4.02	3.55	3.24	3.02	2.86	2.73	2.62	2.54	2.46	2.40	2.35	2.30	2.26
86	6.94	4.86	4.02	3.55	3.24	3.02	2.85	2.73	2.62	2.53	2.46	2.40	2.34	2.30	2.25
87	6.94	4.86	4.02	3.54	3.24	3.02	2.85	2.72	2.62	2.53	2.46	2.40	2.34	2.29	2.25
88	6.93	4.85	4.01	3.54	3.23	3.01	2.85	2.72	2.62	2.53	2.46	2.39	2.34	2.29	2.25

89	6.93	4.85	4.01	3.54	3.23	3.01	2.85	2.72	2.61	2.53	2.45	2.39	2.34	2.29	2.25
90	6.93	4.85	4.01	3.53	3.23	3.01	2.84	2.72	2.61	2.52	2.45	2.39	2.33	2.29	2.24

